



## User Instructions Designer Canes

- Height Adjustable
- Limited Lifetime Warranty

Products for an Independent life.  
[www.novamedicalproducts.com](http://www.novamedicalproducts.com)

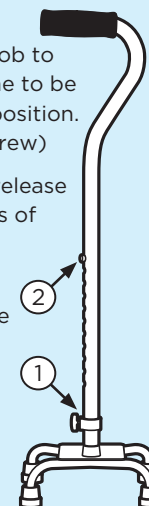


Customer help line  
**1-800-557-6682**

[www.novamedicalproducts.com](http://www.novamedicalproducts.com)  
P.O. Box 3039 • Gardena CA 90247

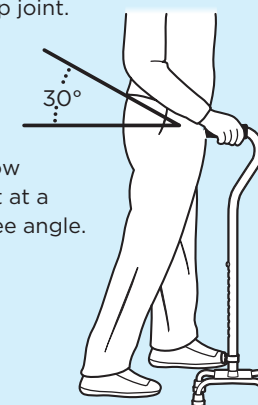
## How to Adjust Your Quad Cane

1. Loosen the anti-rattle knob to allow the base of the cane to be adjusted to the desired position. (Do not completely unscrew)
2. Depress the brass knob release that is visible in the series of holes for vertical height adjustment.
3. Lengthen or shorten cane to desired height.
4. Allow brass knob to pop back out to maintain desired height.
5. Tighten anti-rattle knob.



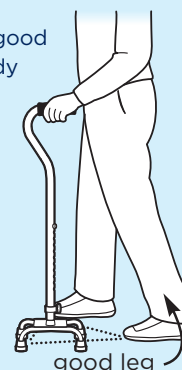
## How to Fit a Quad Cane

1. Wear your regular walking shoes.
2. The top of the cane should be even with the break in your wrist and/or your hip joint.
3. Place the cane 6" in front of you and 6" over to the side. Your elbow should be bent at a 20 to 30 degree angle.



## How to Walk with a Quad Cane

1. Use the cane in the hand of the opposite side of your injured or weaker leg.
2. Stand in a triangular position. Place your good foot behind your body and your weak or injured foot in front of you opposite of the cane, forming the three points of a triangle. The toe of your weak/injured foot should line up with the cane.



3. Move the good foot first to the front of your body and maintain a triangular position. Then move your weak/injured foot and the cane together in front of your good foot. Make sure that all four tips meets the floor flatly.
4. Take short steps to maintain your balance.



## Lifetime Limited Warranty

NOVA Ortho-Med, Inc. warrants this product to be free from defects in material or workmanship for a period of lifetime from date of purchase. If within the specified warranty period, this product is proven to be defective, it will be repaired or replaced at NOVA O.M.'s option. This warranty does not cover shipping costs incurred in replacement or repair of this product.

NOVA O.M. stands firm on our commitment to providing the highest quality products, as well as exceptional service. This product was built to precise standards and thoroughly inspected prior to shipment. This lifetime Limited Warranty represents our confidence in the materials and workmanship of our products.

For warranty service, please contact the dealer from whom you purchased your NOVA O.M. product. In the event that you do not receive satisfactory service, please call us directly at the number below. Be prepared to indicate the nature of the defect, the product serial number, and the name and location of your dealer. You will also be required to provide a receipt of your purchase. DO NOT return any products to our office without prior consent.

This warranty does not cover problems due to user negligence or misuse of the product. This warranty shall not extend to non-durable components, including but not limited to rubber tips, hand grips, casters, and other parts subject to normal "wear and tear."

THIS FOREGOING WARRANTY IS EXCLUSIVE AND IN LIEU OF ALL OTHER EXPRESS WARRANTIES, IMPLIED WARRANTIES, IF ANY, INCLUDING THE IMPLIED WARRANTIES OF MERCHANTABILITY AND FITNESS FOR A PARTICULAR PURPOSE. NOVA SHALL NOT BE LIABLE FOR ANY CONSEQUENTIAL OR INCIDENTAL DAMAGES WHATSOEVER.

Cane Holder



Flashlight



Cane Clutch



Give yourself a  
**Mobility Makeover**  
with these other great  
Nova accessories

# mobility *Makeover*

Cup Holder



Saddle Bag



Glide Skis

